



JUBILEE, CONTAINING ONLY CERTIFIED TURF VARIETIES, IS THE RIGHT CHOICE FOR A SUSTAINABLE LAWN. JUBILEE RESTORES ITSELF AFTER PERIODS OF NEGLECT OR ENVIRONMENTAL ABUSE DUE TO HEAT, DROUGHT AND TRAFFIC. JUBILEE WILL PROVIDE A DENSE HEALTHY LAWN CROWDING OUT WEEDS WHEN PROPERLY MANAGED.

*Jubilee*  
Bermudagrass Seed



**PVP PROTECTED**

Unauthorized Propagation Prohibited. To Be Sold By Variety Name Only. Title V Election Made – Must be sold only as a class of certified seed. Unauthorized sales prohibited, including non-certified sod. All sod sales must be expressly authorized and properly certified. PVPA 1994.




JOHNSTON  
SEED COMPANY

319 West Chestnut • Enid, OK 73701  
www.johnstonseed.com • (800) 375-4613 for a dealer near you.

OKLAHOMA, USA PRODUCED

*Jubilee*  
Bermudagrass Seed  
Premium Certified Turf Grass



-  Absorbs 2x more water.
-  Feeds to jumpstart growth
-  Protects against disease.

## JUBILEE

Jubilee containing Certified Riviera and Transcontinental bermudagrass seed is formulated for quicker establishment and longer term sustainability. Unlike economy seed blends Jubilee is a “Certified Blend” of turf varieties that have been tested across the U.S. in the National Turf Evaluation Program.

## NTEP TRIAL RESULTS 1997-2001

### RIVIERA (OKS 95-1) 6.5

Princess	6.3
Transcontinental	5.7
Savannah	5.3
Southern Star	5.3
Blackjack	5.2
Majestic	5.2
Sydney	5.2
Mirage	5.0
Jackpot	4.9
NuMex-Sahara	4.9
Arizona Common	4.6

LSD Value 0.1

\* “Quality rating means are the average quality over all test locations over all years, and are excerpted from the Appendix Summary Statistics Table for the 1997-2001 NTEP Bermudagrass Trial, NTEP Final Report 02-7”



### CERTIFIED RIVIERA

Riviera rated #1 for overall turf quality, rich green color, texture, uniformity and density. Riviera is also exceptionally tolerant of cold winters, drought during growing season and disease resistant. Moreover, it’s a leader in wear tolerance and recovery — highly resilient under heavy use and quick to recover from injury and abuse.

### CERTIFIED TRANSCONTINENTAL

Transcontinental rated #3 seeded bermudagrass for overall turf quality, is an improved turf-type bermudagrass that exhibits excellent color, texture and density. Transcontinental has consistently ranked among the best performing seeded bermudagrass varieties in all major areas of turfgrass evaluation.

## BERMUDAGRASS

Bermudagrass is a warm season perennial grass species that restores itself after periods of neglect or environmental abuse due to heat, drought and traffic. Bermudagrass continually spreads by stolons (above ground stems) and rhizomes (below ground stems), which allows it to aggressively repair itself unlike bunch grasses that have very little recuperative ability. With climatic changes, extreme temperatures and water restrictions cold tolerant bermudagrass varieties are gaining in popularity through- out the transition zone due to their long term sustainability.

### TREMENDOUS SAVINGS

In material costs alone, high-quality sod can cost over 850% more than JUBILEE!



### GOLD COAT

JUBILEE is coated with Gold Coat technology containing a super absorbent polymer, Mycorrhiza and Apron XL fungicide. Gold Coat seed is superior to raw seed especially under stressful establishment conditions. Gold Coat increases water and nutrient retention on the seed. It enhances root development that increases drought tolerance of established seedlings. Gold Coat improves the seedling vigor and provides disease protection for healthier establishment.

### ESTABLISHMENT & MANAGEMENT

Jubilee containing only certified turf varieties is the right choice for a

## TURFGRASS COMPARISON

	Riviera bermudagrass	Hybrid bermudagrass	Common bermudagrass	Zoysiagrass	Cool-season grasses
Cold tolerance	Excellent	Good to Poor	Poor	Good to Poor	Excellent to Good
Heat tolerance	Excellent	Excellent to Good	Excellent	Excellent	Good to Poor
Drought tolerance	Excellent	Excellent to Good	Excellent to Good	Good	Good to Poor
Salt tolerance	Good	Good to Poor	Good	Good	Good to Poor
Wear tolerance	Excellent	Excellent to Good	Good	Good	Good to Poor
Disease resistance	Excellent	Good to Poor	Good to Poor	Good	Poor
Leaf texture	Excellent	Excellent	Good	Good	Excellent to Good
Density	Excellent	Excellent	Good to Poor	Good	Excellent to Good
Recuperative potential	Excellent	Excellent to Good	Good	Good to Poor	Good to Poor
Establishment rate	Excellent	Good	Excellent	Poor	Excellent to Good

## % COST COMPARISON

Material	Planting Rate	% Cost of Riviera
JUBILEE	2 lb./1000 square ft	100% Best Overall
High quality bermudagrass sprigs	500 bushel/acre	115% Higher
High quality bermudagrass sod	Solid	850% Higher

Planting costs may vary, but establishing bermudagrass by seeding is usually lower than by sprigging, and much lower than establishing with sod. Seeding requires less preparation than sprigging or sodding contributing to the reduced total cost of establishing with seed.

sustainable lawn. Jubilee restores itself after periods of neglect or environmental abuse due to heat, drought and traffic. Jubilee will provide a dense healthy lawn crowding out weeds when properly managed.



**Seedbed Preparation:** Best results are achieved when the seedbed is tilled or cultivated to alleviate compaction and eliminate competing weeds and grasses. Remove clods and plant debris from the seedbed. Firm the cultivated and clean seedbed with a lawn roller or watering.



**Planting:** Planting season begins once the soil temperature is above 65 and rising. Broadcast seed at a rate of 1-3 lbs. /1000 sq. ft. with a handheld, shoulder or ground driven spreader. Lightly cover seed

no more than 1/8" deep to protect seed without planting too deeply.



**Water:** Water the seedbed daily or as needed to keep the soil surface moist until the seedlings reach at least 2" tall. Germination can begin in as early as 7 days and continue for up to 21 days. It is critical not to allow the seed or seedlings to dry out during the establishment period.



**Establishment:** Fertilize with 0.5 lbs. of nitrogen/1000 sq. ft. two weeks after emergence. Reapply 0.5 lbs. of nitrogen every two weeks until your lawn is completely grown. Begin mowing 3-4 weeks after emergence to a minimum of 1". Reduce watering frequency to 3 times a week.